

**2017**

**2018 03**

)

(

..... 5

..... 9

..... 12

..... 28

..... 62

..... 69

..... 69

..... 70

..... 81

..... 87

..... 88

..... 197

		50%
		10%
		2017 1 1 -2017 12 31

---


	913706007456581228

	169

	19		2017 1 6 -2019 12 31

	2017	2016		2015
	934,085,267.69	799,684,968.59	16.81%	626,230,798.97
	93,797,768.07	79,320,964.31	18.25%	59,892,026.15
	82,823,988.68	74,613,604.55	11.00%	55,835,271.92
	33,593,128.34	44,668,756.39	-24.80%	45,520,563.13
/	0.74	0.84	-11.90%	0.950
/	0.74	0.84	-11.90%	0.950
	11.73%	18.39%	-6.66%	16.56%
	2017	2016		2015
	990,600,163.39	1,009,752,879.75	-1.90%	593,033,915.32

	842,507,992.17	763,017,239.80	10.42%	391,600,112.59
--	----------------	----------------	--------	----------------

1

2

	200,735,691.84	248,885,589.53	204,131,580.34	280,332,405.98
	22,137,075.36	24,823,334.18	19,230,966.06	27,606,392.47
	20,548,286.79	23,330,852.44	18,991,310.37	19,953,539.08
	-21,341,159.30	4,963,968.16	16,776,886.62	33,193,432.86

	2017	2016	2015	
	-169,974.35	-42,280.92		
	10,784,797.96			


	57,566.68	43,939.46	52,539.05	
	1,971,297.55	839,727.17	733,690.43	
	193,386.73	51,094.21	100,824.85	
	10,973,779.39	4,707,359.76	4,056,754.23	--

1

1

1





1



	2017	5	23	2016		2016
	84,000,000.00				10	5
	42,000,000.00					
					TPV	

2

2008

-

TPV

TPV

2010

2015

TPV

-

TPV

TPV

NSF

TPV

17

9

973

TPV

TPV

TPV

TPV

2006

2017					
			, PP		
TVP					
		934,085,267.69	16.81%		93,797,768.07
18.25%	2017	990,600,163.39	1.90%		
842,507,992.17		10.42%			
2017 1 6	A				
		[2016]2989			2,100
1.00		15.28		292,170,566.02	
	TPV				
				4	
		51	21	30	2017 11 19
					TPV
TPV					

IATF 16949:2015

	934,085,267.69	100.00%	799,684,968.59	100.00%	16.81%
	491,616,623.88	52.63%	408,083,324.98	51.03%	20.47%
	283,332,648.98	30.33%	260,620,212.31	32.59%	8.71%
	153,016,673.74	16.38%	124,565,559.90	15.58%	22.84%
	6,119,321.09	0.66%	6,415,871.40	0.80%	-4.62%
	912,748,712.08	97.72%	781,090,742.26	97.67%	16.86%
	21,336,555.61	2.28%	18,594,226.33	2.33%	14.75%

**2****10%**

---

			12,973.56	11,966.75	8.41%
			13,736.82	13,082.54	5.00%
			1,436.08	1,359.28	5.65%
			13,009.48	12,267.39	6.05%
			13,223.32	12,473.44	6.01%
			618.14	643.82	

7

8

	176,249,281.42



**3**

	2017	2016		
	32,225,933.19	29,819,657.22	8.07%	
	48,660,760.24	53,930,563.62	-9.77%	
	1,727,537.07	4,192,811.51	-58.80%	

**4**

2017 12

31

21

30



5

	2017	2016	
	434,240,513.26	879,378,361.61	-50.62%
	400,647,384.92	834,709,605.22	-52.00%
	33,593,128.34	44,668,756.39	-24.80%
	7,784,892.48	6,709,680.72	16.02%
	88,201,026.08	49,820,435.45	77.04%
	-80,416,133.60	-43,110,754.73	86.53%
		384,880,000.00	-100.00%
	126,167,018.70	87,034,168.98	44.96%
	-126,167,018.70	297,845,831.02	-142.36%
	-172,498,343.11	299,500,150.75	-157.60%

1

	2017		2016			
	81,627,897.57	8.24%	330,215,260.97	32.70%	-24.46%	
	235,650,533.03	23.79%	218,503,072.88	21.64%	2.15%	
	148,669,840.74	15.01%	125,499,756.77	12.43%	2.58%	
			6,269,970.08	0.62%	-0.62%	
	10,917,169.48	1.10%	16,871,690.17	1.67%	-0.57%	
	171,641,882.36	17.33%	146,193,657.86	14.48%	2.85%	
	56,946,355.03	5.75%	27,435,845.00	2.72%	3.03%	
			84,000,000.00	8.32%	-8.32%	

2

3

1

2

--	--	--	--	--	--	--	--	--	--	--	--	--	--	--	--

---

--	--	--	--	--	--	--	--	--	--	--	--	--	--	--

15,000,  
000.00

25.00%

- -

2,870, 2,870,00  
000.00 0.00

2017  
06 15

2016		29,050.8	18,248.12	18,248.12	0	0	0.00%	1,469.46		0
	--	29,050.8	18,248.12	18,248.12	0	0	0.00%	1,469.46	--	0
2016 12 15										
2017 3 1										
								10,000.00		2017
12 31					9,500.00					

## 2

	( )	(1)	(2)	(3) (2)/(1)						
TPV		14,550.8	14,550.8	7,616.28	7,616.28	52.34%		0		
		7,300	7,300	6,543.42	6,543.42	89.64%		0		
(TPIIR)		5,000	5,000	2,598.37	2,598.37	51.97%		0		
		2,200	2,200	1,490.05	1,490.05	67.73%		0		
	--	29,050.8	29,050.8	18,248.12	18,248.12	--	--	0	--	--
	--	29,050.8	29,050.8	18,248.12	18,248.12	--	--	0	--	--

	2017 3 1		
	129,732,600.00		2017
	3 1	2017 010143	
		2017 12 31	
	9,500.00		

3

1

2

10%





IT

2013-2017

2014-2020

4.6% 2015

1,500

15%

12%

16%

10%

10%

40%

3

6%

20%

7-9%

TechSci Research

2020

(China Masterbatch Market Forecast & Opportunities, 2020)

2015 -2020

12%

TechSci Research

1

2

TPV

3

4

5

1

TPV

2

PP ABS PA EPDM

3

TPV

TPV

2-2.5

4

2017

5

1

2017 02 15			<a href="http://www.cninfo.com.cn">http://www.cninfo.com.cn</a> 2017 2 15
2017 02 22			<a href="http://www.cninfo.com.cn">http://www.cninfo.com.cn</a> 2017 2 22
2017 03 15			<a href="http://www.cninfo.com.cn">http://www.cninfo.com.cn</a> 2017 3

---

			15
2017 05 04			<a href="http://www.cninfo.com.cn">http://www.cninfo.com.cn</a> 2017 5 4

2018 3 23  
10 1.60

2017 12 31  
10 10 12600


3

1 2015

2 2016  
2100 2016 12 31 8400 10 2.50  
10 5 12600

3 2017  
2016 2017 12 31 12600 10 1.60  
10 10 25200

2017	20,160,000.00	93,797,768.07	21.49%	0.00	0.00%
2016	21,000,000.00	79,320,964.31	26.47%	0.00	0.00%
2015	0.00	59,892,026.15	0.00%	0.00	0.00%

10						0
10						1.60
10						10
					126000000	
					20160000	
						352,562,019.27
					100%	
						20
				2017		84,513,033.24
8,451,303.32			263,237,433.78	2017	12 31	318,299,163.70
2017 12 31		12600			10	1.60
2016		10	10			2017

1



			25% 6			
		6	12			
			50%			
				2014 21	10	36

			6			
			6			
			6			

				2014 09 29	12	



				2014 21	10	12
			25% 6			
			6			



			3			
				2014 10 21		

--	--	--	--	--	--	--	--

				2014 10 21	36	

			1			
			2			

			3			
			5%			

				2014 10 21		
				2014 10 21		



			1			
				2		
				2014 10 21	36	

			1			
			2			
			3			



			1	2014 10 21		
			2			


			3			
			1			
			2			



				2014 10 21		

--	--	--	--	--	--	--






			2			
--	--	--	---	--	--	--

			3			
--	--	--	---	--	--	--

			4			
			1			



2

3

4


5

5

6

ONB\*

>BPÑ



			8			

	65
	4
	0

1	2017	10	23		2017	11	9	2017		
	<			2017			>			
2							11,000	1:1		
								24		
	12									
3	2017			2017						
				2,654,950	2.1071%			109,097,205.40		
41.092	/			12	2018	1	31	2019	1	31

1

						243.78	0.34%	1,300					



						209.8	0.29%	200					
						116.58	0.16%	1,500				2017 04 25	
													2017

2017-0

22

5

1

1

2

3

2

3

1

‘âµ€V”™) +Χµ€µ€µ€µ€

---

0
0
0


2

1

2

3

		/
1.		
2.		
3.		
4.		
5.		
6.		
7.		
8.		
9.		

4

3

---

2017	6	14			2017
6	15				
http://www.cninfo.com.cn				2017-033	
	2017-034				
		15,000,000.00			25%
		100%			

**1**

	63,000,00 0	75.00%	0	0	31,500,00 0	0	31,500,00 0	94,500,00 0	75.00%
1	0	0.00%	0	0	0	0	0	0	0.00%
2	0	0.00%	0	0	0	0	0	0	0.00%
3	63,000,00 0	75.00%	0	0	31,500,00 0	0	31,500,00 0	94,500,00 0	75.00%
	40,751,91 9	48.51%	0	0	20,375,95 9				

10 5 2017 6 27 2017 6 28  
84,000,000 126,000,000

2017 4 24 2016

2017 4 24 2016

2017 5 23 2016 2016

2017 6 28

项目	2017年度		2016年度	
	股份变动前	股份变动后	股份变动前	股份变动后
基本每股收益(元/股)	1.12	0.74	1.26	0.84
稀释每股收益(元/股)	1.12	0.74	1.26	0.84
项目	2017年12月31日		2016年12月31日	
	股份变动前	股份变动后	股份变动前	股份变动后
归属于上市公司股东的每股净资产(元/股)	10.03	6.69	9.08	6.06

2

	17,506,523	0	8,753,262	26,259,785	2016 5	10 2020 1 6
	3,889,417	0	1,944,708	5,834,125	2016 5	10 2018 1 6
	430,000	0	215,000	645,000	2016 5	10 2018 1 6
	422,141	0	211,071	633,212	2016 5	10 2018 1 6
	63,000,000	0	31,500,000	94,500,000	--	--





		0.51%	645,000	645,000	645,000	0		
		0.50%	633,212	633,212	633,212	0		
		0.48%	600,231	600,231	0	600,231		
		0.46%	574,696	574,015	0	574,696		
10 3		0						
		10						
						2,288,238		2,288,238
						830,580		830,580
						708,990		708,990

---

	4	412,800	417,780
--	---	---------	---------

10


10

10

10

**2**

	/			
--	---	--	--	--



4            10%

5




				51	2013 12 20	2020 05 23	0	0	0	0	0	0
				47	2013 12 20	2020 05 23	17,506,523	8,753,262	0	0	26,259,785	
				53	2017 09 06	2020 05 23	0	0	0	0	0	0
				46	2013 12 20	2020 05 23	430,000	215,000	0	0	645,000	
				42	2013 12 20	2020 05 23	422,141	211,071	0	0	633,212	
				55	2013 12 20	2020 05 23	0	0	0	0	0	0
				69	2013 12 20	2017 05 23	0	0	0	0	0	0
				74	2013 12 20	2017 04 25	0	0	0	0	0	0
				51	2013 12 20	2017 05 23	0	0	0	0	0	0
				54	2017 05 23	2020 05 23	0	0	0	0	0	0
				47	2017	2020	0	0	0	0	0	0

0	0
0	0
0	0
0	0
0	0
0	0

---

			2017 05 23	
--	--	--	------------	--





2010 12

SAC/TC15/SC1

2 1971 1991 1997  
1997 2010 12

3 1965 5  
1986 7 2008 7

2008 7 2015 11 ABS

2015 11 2017 1 2017 1

4 1972 1994 5 2010 6  
2010

7 2012 12 1

1 1

5 1976 2003 2010

2010 12 2014 7 15 2017 11 9

TPV

TPV

TPV

2005

30 8

3 1972 9 1994 2003 8

3

1 1971 1992 1995  
1996 1999 2000 2009  
2010 2011 2012 12

2 1954 1975 1979  
1979 1994 1994 2003  
2003 2008 2010 12

3 1988

1

2

3

4 1962 1982 2003  
2003 2006 2006  
2010 2013 12 2017 8 23 2010 3

5 1979 9 2003 7 2007 6  
2007 6 2009 9 2009 9

2014 11 2014 11 2016 3  
2016 4 2017 2 2017 3 2017 10  
2017 10

6 1982 5 2002 2 2014 4  
2014 4

7 1979 8 2002 12 2006 11  
2006 11 2014 8 2014 8

8

1982 11

2005 7 2016 3

2016 3 2017 9

2017 7

2017 9

			2000 04 26		
			2015 10 01		
			2011 02 01		

			2009 04 13		
			2003 07 22		
			2004 10 10		
			2003 02 27		
			2010 09 09		
			2003 07 16		
			2010 09 09		
			2014 09 29		
			2004 08 12		
			2002 09 23		

			2011 12 23		
			2013 01 05		
			2003 07 22		
			2014 04 04		
			2016 03 02		
			2017 11 29		
			2003 11 08		
			2003 02 27		
			2013 03 11		
			2003 07 16		
			2009 08 08		
			2010 02 05		
			2017 11 29		
			2011 12 23		
			2013 04 19		
			2016 02 01		
			2013 04 19		
			2013 04 19		

			2016 02 01		
			2015 10 15		

2012 02 01

---

			2017 07 01		

1

2



2

3

4



5

9

3

10

3

1

6

81



## 1

2017		75.11%	2017 03 21	2017 03 22	2017 2017-014
2016		70.37%	2017 05 23	2017 05 24	2016 2017-029
2017		70.37%	2017 06 20	2017 06 21	2017 2017-036
2017		70.37%	2017 09 06	2017 09 07	2017 2017-049
2017		76.08%	2017 11 09	2017 11 10	2017 2017-064

## 2

1

	7	5	2	0	0		4
	7	5	2	0	0		4
	7	5	2	0	0		4

2

3

1

2

	2018 03 27	
	<a href="http://www.cninfo.com.cn">http://www.cninfo.com.cn</a>	
	100.00%	
	100.00%	
	5% 2%	1% 0.5%
	0	
	0	

---

	0
	0



	2018 03 23
	2018 010709

2017

2017 12 31



2017

2017 12 31

1

2017 12 31

	81,627,897.57	330,215,260.97
	391,419.88	
	80,862,046.88	53,126,482.69
	235,650,533.03	218,503,072.88
	14,371,922.86	8,741,372.80

---

	778,944.21	
--	------------	--

	85,428,773.80	81,202,969.65
	4,571,370.15	6,548,238.06
	5,900,162.72	5,802,334.27
	9,138,201.28	7,022,127.39
	4,072,664.01	2,429,493.31
	109,111,171.96	187,005,162.68
	38,980,999.26	39,978,548.68

	38,980,999.26	39,978,548.68
	148,092,171.22	226,983,711.36
	126,000,000.00	84,000,000.00
	326,246,065.83	361,553,081.53
	37,699,907.07	29,248,603.75
	352,562,019.27	288,215,554.52
	842,507,992.17	763,017,239.80
		19,751,928.59
	842,507,992.17	782,769,168.39
	990,600,163.39	1,009,752,879.75

2

8 9 6 2 8 2

	70,653,189.67	328,048,855.11

	34,824,065.97	1,092,323.63
	132,928,161.07	110,463,049.33
	95,000,000.00	
	614,164,625.05	667,403,982.04
	10,000,000.00	10,000,000.00
	75,417,169.48	51,621,690.17
	132,798,839.53	114,588,962.56
	40,551,392.13	27,325,467.64
	45,349,489.22	42,909,126.47
		4,540,906.42
	2,103,905.07	1,611,393.47
	8,390,611.88	7,613,059.27
	314,611,407.31	260,210,606.00
	928,776,032.36	927,614,588.04
		59,000,000.00
	68,131,191.07	74,343,180.69
	4,468,840.23	6,326,613.42

---

	4,168,815.08	3,993,462.07
	8,454,679.42	4,977,282.44
	3,019,355.00	956,381.68
	88,242,880.80	149,596,920.30
	38,980,999.26	39,978,548.68
	38,980,999.26	39,978,548.68
	127,223,880.06	189,575,468.98
	126,000,000.00	84,000,000.00

---

	801,552,152.30	738,039,119.06
	928,776,032.36	927,614,588.04

**3**

---

	105,168,320.79	89,451,695.97
	5,376,679.94	5,643,336.59
	11,869.83	65,260.10
	110,533,130.90	95,029,772.46
	14,794,307.12	13,502,700.48



	95,738,823.78	81,527,071.98
	93,797,768.07	79,320,964.31
	1,941,055.71	2,206,107.67
	0.74	0.84
	0.74	0.84

4

	777,410,906.50	670,924,236.52
	612,465,648.28	502,069,235.77
	3,485,393.78	3,357,029.62
	27,776,506.07	26,388,003.91
	37,757,375.83	43,789,077.45

	84,513,033.24	72,710,359.96
	84,513,033.24	72,710,359.96
1.		
2.		
1.		
2.		
3.		
4.		
5.		
6.		
	84,513,033.24	72,710,359.96

## 5

	427,752,494.95	877,296,918.87

	6,488,018.31	2,081,442.74
	434,240,513.26	879,378,361.61
	276,376,490.17	709,228,103.80
	40,486,117.17	35,507,390.15
	37,617,698.93	41,198,965.17
	46,167,078.65	48,775,146.10
	400,647,384.92	834,709,605.22
	33,593,128.34	44,668,756.39
	619,803.31	138,280.72
	7,165,089.17	6,571,400.00

	7,784,892.48	6,709,680.72
	86,801,026.08	49,820,435.45
	1,400,000.00	
	88,201,026.08	49,820,435.45
	-80,416,133.60	-43,110,754.73
		300,880,000.00
		84,000,000.00
		384,880,000.00
	84,000,000.00	79,000,000.00
	22,461,358.33	4,030,395.37
	19,705,660.37	4,003,773.61
	126,167,018.70	87,034,168.98
	-126,167,018.70	297,845,831.02
	491,680.85	96,318.07
	-172,498,343.11	299,500,150.75
	329,184,474.98	29,684,324.23
	156,686,131.87	329,184,474.98

6

--	--	--

	345,220,968.29	726,179,217.34
	5,488,072.64	469,834.50
	350,709,040.93	726,649,051.84
	230,359,404.66	585,793,534.96
	32,889,720.55	28,851,315.90
	30,412,867.31	34,702,849.25
	72,475,627.02	39,504,780.74
	366,137,619.54	688,852,480.85
	-15,428,578.61	

---

	59,000,000.00	49,000,000.00

										768.07	55.71	823.78
					6,692,984.30						-21,692,984.30	-15,000,000.00
1												
2												
3												
4					6,692,984.30						-21,692,984.30	-15,000,000.00
									8,451,303.32	-29,451,303.32		-21,000,000.00
1									8,451,303.32	-8,451,303.32		
2												
3										-21,000,000.00		-21,000,000.00
4												
	42,000,000.00				-42,000,000.00							
1	42,000,000.00				-42,000,000.00							
2												
3												
4												
1												
2												
	126,000,000.				326,246,065.83				37,699,907.07	352,562,019.27		842,507,992.17

	00												
--	----	--	--	--	--	--	--	--	--	--	--	--	--

	63,000				90,382,				21,977,		216,240	17,570,	409,170
	,000.0				515.51				567.75		,029.33	621.96	,734.55
	0												



						7,271,0		-7,271,0		
						36.00		36.00		
						7,271,0		-7,271,0		
						36.00		36.00		

1

	84,000,0 00.00				361,553,0 81.53				29,248,60 3.75	263,237 ,433.78	738,039,1 19.06
	42,000,0 00.00				-42,000,0 00.00				8,451,303 .32	55,061, 729.92	63,513,03 3.24
										84,513, 033.24	84,513,03 3.24
1											
2											
3											
4											
									8,451,303 .32	-29,451, 303.32	-21,000,0 00.00
1									8,451,303 .32	-8,451,3 03.32	

2											
	126,000, 000.00				319,553,0 81.53				37,699,90 7.07	318,299 ,163.70	801,552,1 52.30

	63,000,0 00.00				90,382,51 5.51					21,977,56 7.75	197,798 ,109.82	373,158,1 93.08

--	--	--	--	--	--	--	--	--	--	--	--	--

3

		51.00%	49.00%		2005 7 7
	2005 2174				
2009 10				5.46%	
2009 11 18					
2010 8				15,870,000.00	
	13,870,000.00		1,601,040.00		398,960.00
	53,870,000.00		61.72%	30.71%	6.83%
0.74%			2010 8 28		2010 176
2010 11 22			2010 9 30		
	2010 12 8				2010 9 30
	111,382,515.51	1.9541 1		57,000,000.00	
54,382,515.51			2010 12 10		2010
7-004					
2012 12	2012			6,000,000.00	
	5,570,000.00			430,000.00	
63,000,000.00			2012 12 25	2012	7-016
2016 12 02			[2016]2989	2016 12 30	
	21,000,000	1	15.28		320,880,000.00
28,709,433.98			292,170,566.02	2016 12 30	
	84,000,000.00			2016 12 30	2016
010160					
2017 5 23	2016		2016	84,000,000.00	
10 5					126,000,000.00

2018 3 23

2

1

2

12

1

2

1 1 12 31

3

4

5

1

**6**

1

2017 12 31

2

3

4

5



6

7

1

13

2

8

8

**8**

**9**

1

2

10

1

2

A

B

C

D

A

B

C

D

A

B

a

b

c

d

e

f

g

h

i

C

a

b

35%

3

A

B

4

5

)

6

**11****1**

	200	5%

--	--

2


1 1	5.00%	5.00%
1 2	10.00%	10.00%
2 3	20.00%	20.00%
3	50.00%	50.00%
3 4	50.00%	50.00%
4 5	50.00%	50.00%
5	100.00%	100.00%

3


12

1

2

3

4

5

6

**13**

1

3

8

2





a

b

c

d

A

B

C

7 -

D

12 --

2

22

3

		10	5	9.5
		5	5	19
		5	5	19

**3**

4

**17**

1

2

3

**18**

1

3

2

**19**

**20**

**21**

**1**

2

A

B

**2**

22

1

2

3

4

5

6

7

8

-

23

24

1

2

3

4

25

1

2

26

1

2



3

4

27

28

1

2

a

b

3

**29**

**1**

**2**

A

B

A

B

**30**

/

31

1

2

32

33

1

2

34

1

		17%
		7%
		15% 25%
		3%
		2%
		1% 0.50%

	15%
	15%
	25%

2

2012 008  
 2014 10 31  
 2014  
 2014 -2016 15%  
 2017 12 28  
 2011 504  
 2017  
 2013 12 12

2016

15%

**3****1**

	44,934.13	34,840.35
	61,641,197.74	329,149,634.63
	19,941,765.70	1,030,785.99
	81,627,897.57	330,215,260.97

**2**

	391,419.88	
	391,419.88	

**3****4****1**

	79,572,246.88	50,523,158.78

	1,289,800.00	2,603,323.91
	80,862,046.88	53,126,482.69

2

--	--

3

	252,411,711.65	
	252,411,711.65	

4

--	--

5

1

--	--	--

1			
1	241,632,396.07	12,081,619.80	5.00%
1 2	3,825,402.11	382,540.21	10.00%
2 3	2,127,263.87	425,452.78	20.00%
3 4	1,897,766.21	948,883.11	50.00%
4 5	12,401.34	6,200.67	50.00%
	249,495,229.60	13,844,696.57	

**4**

53,334,834.70

21.33 %

2,666,741.73

**5**

**6**

**6**

**1**





7

1

	778,944.21	
	778,944.21	

2

--	--	--	--	--

8

1

( )		
-----	--	--

2

1

( )				
-----	--	--	--	--

9

1

	1,278,555.61	100.00%	78,115.96	6.11%	1,200,439.65	1,370,131.91	100.00%	79,924.60	5.83%	1,290,207.31

	1,278,555.61	100.00%	78,115.96	6.11%	1,200,439.65	1,370,131.91	100.00%	79,924.60	5.83%	1,290,207.31
--	--------------	---------	-----------	-------	--------------	--------------	---------	-----------	-------	--------------

1				
1		1,194,792.15	59,739.61	5.00%
1 2		58,763.46	5,876.35	10.00%
3 4		4,000.00	2,000.00	50.00%
4 5		21,000.00	10,500.00	50.00%
		1,278,555.61	78,115.96	6.11%

2

-1,808.64

0.00

3

---

**4**

	905,618.60	489,841.52
	171,887.58	261,926.93

**1**

	79,418,674.29		79,418,674.29	63,829,322.67		63,829,322.67
	51,578,019.91		51,578,019.91	48,611,380.51		48,611,380.51
	17,673,146.54		17,673,146.54	13,059,053.59		13,059,053.59

13

	95,000,000.00	
	633,915.59	9,092.89
	95,633,915.59	9,092.89

14

1

	10,000,000.00		10,000,000.00	10,000,000.00	10,000,000.00
	10,000,000.00		10,000,000.00	10,000,000.00	10,000,000.00
	10,000,000.00		10,000,000.00	10,000,000.00	10,000,000.00


2

--	--	--	--	--

3

	10,000,000.00		10,000,000.00					10.00%	
	10,000,000.00		10,000,000.00					--	

---

**4****5****15****1****2****3****16****1**

17

	16,871,69 0.17			-5,954,52 0.69						10,917,16 9.48	
	16,871,69 0.17			-5,954,52 0.69						10,917,16 9.48	
	16,871,69 0.17			-5,954,52 0.69						10,917,16 9.48	

18

1

1.	8,341,022.62			8,341,022.62
2.				
1				
2 \				
3				
3.	8,341,022.62			8,341,022.62
1				
2				
	8,341,022.62			8,341,022.62

4.				
1.	2,071,052.54			2,071,052.54
2.	264,132.40			264,132.40
1	264,132.40			264,132.40
3.	2,335,184.94			2,335,184.94
1				
2				
	2,335,184.94			2,335,184.94
4.				
1.				
2.				
1				
3				
1				
2				
4.				
1.				
2.	6,269,970.08			6,269,970.08

2

3

--	--	--



19

1

1.	89,579,193.27	217,902,206.85
2.	14,852,581.08	47,952,528.23
1		30,937,941.92
2	6,511,558.46	8,673,563.69
3		
	8,341,022.62	8,341,022.62
3.		6,256,207.64
1		3,661,522.97
		2,594,684.67
4.	104,431,774.35	259,598,527.44
1.	20,550,171.30	71,708,548.99
2.	6,761,028.42	20,347,365.44
1	4,425,843.48	18,012,180.50
	2,335,184.94	
3.		4,099,269.35
1		2,944,367.68
		1,154,901.67
4.	27,311,199.72	87,956,645.08
1.		
2.		
1		
3.		
1		
4.		

1.	77,120,574.63	171,641,882.36
2.	69,029,021.97	146,193,657.86

2

--	--	--	--	--	--

3

--	--	--	--	--

4

--	--

5

--	--	--

20

1

TPV	18,445,724.49		18,445,724.49	1,530,495.51		1,530,495.51
	4,901,196.58		4,901,196.58			
	22,105,667.64		22,105,667.64	19,762,765.23		19,762,765.23
				6,032,206.90		6,032,206.90

3000	11,493,766.32		11,493,766.32	110,377.36		110,377.36
	56,946,355.03		56,946,355.03	27,435,845.00		27,435,845.00

2

--	--	--	--	--	--	--	--	--	--	--	--	--	--

185,330, 1,530,49 16,915,2                      18,445,7  
 TPV    000.00    5.51    28.98                      24.49    30.44%

	000.00	45.00	96.09	3.69	7	55.03					
--	--------	-------	-------	------	---	-------	--	--	--	--	--

3

--	--	--	--	--	--	--	--	--	--	--	--

21

--	--	--	--	--	--	--	--	--	--	--	--

22

--	--	--	--	--	--	--	--	--	--	--	--

23

1

2

24

25

1

1.	55,715,999.20	3,250,000.00	3,018,311.43		61,984,310.63

2.

2.	48,590,323.36		2,062,512.82		50,652,836.18

2

--	--	--	--

26

	4,540,906.42	2,490.62			4,543,397.04		
	4,540,906.42	2,490.62			4,543,397.04		

27

1

--	--	--	--	--

2

--	--	--	--	--

28

--	--	--	--	--	--

29 /

1

	14,429,862.53	2,164,479.37	13,008,572.79	1,951,285.92
	14,429,862.53	2,164,479.37	13,008,572.79	1,951,285.92

2


3

		2,164,479.37		1,951,285.92

4

			3,825.00
		639,636.86	14,044.26
		639,636.86	17,869.26

5

2021	14,044.26	14,044.26	

2022	625,592.60		
	639,636.86	14,044.26	--

## 30

	14,915,511.21	8,451,441.81
	452,021.62	452,021.62
	-452,021.62	-452,021.62
	14,915,511.21	8,451,441.81

## 31

## 1

		74,000,000.00
		10,000,000.00
		84,000,000.00

## 2

--	--	--	--	--

## 32

--	--	--



33

34

--	--	--

35

1

	55,982,666.01	67,244,884.78
	20,136,339.27	4,059,819.68
	5,938,966.51	3,901,437.15
		4,705,660.37
	3,370,802.01	1,291,167.67
	85,428,773.80	81,202,969.65

2

1

--	--	--

36

1

1	1	4,408,223.97	6,404,779.27
1	2 2	76,639.71	79,953.08
2	3 3	31,483.45	14,601.11
3		55,023.02	48,904.60

	4,571,370.15	6,548,238.06
--	--------------	--------------

2            1

--	--	--

3

--	--

37

1

	5,802,334.27	39,098,539.92	39,000,711.47	5,900,162.72
-		3,838,159.10	3,838,159.10	
	5,802,334.27	42,936,699.02	42,838,870.57	5,900,162.72

2

1	3,542,281.24	36,201,601.58	35,914,843.43	3,829,039.39
2		142,077.02	142,077.02	
3		2,055,294.12	2,055,294.12	
		1,729,256.99	1,729,256.99	
		209,989.93	209,989.93	
		116,047.20	116,047.20	
4		697,972.00	697,972.00	
5	1,061,078.67	1,595.20	53,120.93	1,009,552.94
	1,198,974.36		137,403.97	1,061,570.39

	5,802,334.27	39,098,539.92	39,000,711.47	5,900,162.72
--	--------------	---------------	---------------	--------------

3

1		3,694,166.81	3,694,166.81	
2		143,992.29	143,992.29	
		3,838,159.10	3,838,159.10	

38

	2,580,402.99	4,914,936.48
	5,431,680.13	916,077.90
	96,077.70	83,245.30
	349,800.80	348,519.87
	149,914.61	150,538.05
	99,943.09	100,163.30
	24,985.75	49,788.54
	241,015.28	212,708.70
	109,514.21	53,390.00
	54,866.72	192,759.25
	9,138,201.28	7,022,127.39

39

--	--	--

--	--	--



44

--	--	--

--	--	--	--	--	--	--	--	--	--	--	--

45

1

--	--	--

46

1

--	--	--

2

3

4


47

1

--	--	--

48

1

--	--	--

2

--	--	--

--	--	--

--	--	--

49

--	--	--	--	--	--

50

--	--	--	--

51

	39,978,548.68	5,470,000.00	6,467,549.42	38,980,999.26	
	39,978,548.68	5,470,000.00	6,467,549.42	38,980,999.26	--

								/
3	4,560,000.00		760,000.00				3,800,000.00	
	6,748,333.34	700,000.00	965,000.00				6,483,333.34	
1 /	981,333.33		256,000.00				725,333.33	
	1,483,333.33		200,000.00				1,283,333.33	
TPV	691,666.67		100,000.00				591,666.67	
	1,735,666.66		233,000.00				1,502,666.66	

2	529,500.00		90,000.00				439,500.00	
"8515"	1,207,083.33		156,700.00				1,050,383.33	
	525,833.33		85,000.00				440,833.33	
2	190,000.00		40,000.00				150,000.00	
	117,500.00		30,000.00				87,500.00	
500 /	93,333.33		25,000.00				68,333.33	
IIR/PP TPV	115,000.00		20,000.00				95,000.00	
	128,333.32		20,000.00				108,333.32	
	6,305,764.28		820,000.00				5,485,764.28	



5000T	296,083.33		37,400.00				258,683.33	
	6,689,437.37		800,000.00				5,889,437.37	
	435,416.67		55,000.00				380,416.67	
2.1 TPV	791,666.67		100,000.00				691,666.67	
30000 /	1,596,666.67		160,000.00				1,436,666.67	

		1,000,000.00	58,333.33				941,666.67	
VOC	/	2,000,000.00				1,000,000.00	1,000,000.00	
SiTPV		600,000.00					600,000.00	
		1,000,000.00					1,000,000.00	
	39,978,548.68	5,470,000.00	5,467,549.42			1,000,000.00	38,980,999.26	--

52

--	--	--

53

		+					
	84,000,000.00			42,000,000.00		42,000,000.00	126,000,000.00

---

2017	5	23	2016	2016	84,000,000.00
	10	5			

42,000,000.00

**54****1****2**

---

--	--	--	--	--	--	--	--

	927,965,946.60	737,892,305.51	793,269,097.19	599,709,069.11
	6,119,321.09	4,246,582.03	6,415,871.40	5,011,837.88
	934,085,267.69	742,138,887.54	799,684,968.59	604,720,906.99

## 62

	1,581,908.19	1,521,368.81
	676,788.26	696,620.48
	963,882.53	824,480.15
	328,944.47	142,373.33
	7,135.20	7,345.20
	416,577.52	352,240.41
	451,387.58	464,396.51
	138,873.24	232,725.65
		58,437.41
	4,565,496.99	4,299,987.95

## 63

	24,512,842.10	22,845,936.19
	3,196,189.24	3,137,153.21
	3,117,678.87	2,854,513.32
	1,399,222.98	982,054.50
	32,225,933.19	29,819,657.22

## 64

--	--	--

	26,576,556.81	30,611,162.21
	9,034,125.92	8,549,489.72
	4,362,126.75	5,295,619.40
	1,910,372.81	2,857,520.40
		424,746.61
	3,100,834.36	2,416,616.30
	1,325,377.18	1,926,510.83
	2,351,366.41	1,848,898.15
	48,660,760.24	53,930,563.62

## 65

	1,461,358.33	4,030,395.37
	498,257.96	214,002.84
	963,100.37	3,816,392.53
	491,680.85	459.05
	272,755.85	182,399.95
		193,559.98
	1,727,537.07	4,192,811.51

## 66

	1,417,464.74	4,529,768.21
	1,417,464.74	4,529,768.21

## 67

	-5,520.00	
	-5,520.00	

68

	-5,954,520.69	-8,759,681.77
	-2,440.00	
	2,474,033.38	
	-3,482,927.31	-8,759,681.77

69

"_"	-159,969.24	20,104.65

70

	5,467,549.42	

71

	5,317,248.54	5,596,522.60	5,317,248.54

---

								/
						3,876,500.00		
						240,000.00		



						134,500.00		
						284,348.54		
	--	--	--	--	--	5,317,248.54		--

72

	1,000.00	1,000.00	1,000.00
	10,005.11	62,385.57	10,005.11
	864.72	1,874.53	864.72
	11,869.83	65,260.10	11,869.83

73

1

	15,007,500.57	14,181,591.97
	-213,193.45	-678,891.49
	14,794,307.12	13,502,700.48

2

	110,533,130.90
/	16,579,969.64
	-62,176.76
	-81,049.28
	216,361.65
	155,441.90
	-2,907,418.13
	893,178.10
	14,794,307.12

74

75

1

	650,000.00	1,040,000.00
	5,317,248.54	520,286.32
	498,257.96	214,002.84
	22,511.81	307,153.58
	6,488,018.31	2,081,442.74

2

--	--	--

	29,029,743.95	26,750,045.42
	17,027,013.47	19,722,285.56
	110,321.23	2,302,815.12
	46,167,078.65	48,775,146.10

## 3

	5,470,000.00	6,571,400.00
	1,695,089.17	
	7,165,089.17	6,571,400.00

## 4

	1,000,000.00	
	400,000.00	
	1,400,000.00	

## 5

--	--	--

## 6

	4,705,660.37	4,003,773.61

	15,000,000.00	
	19,705,660.37	4,003,773.61

76

1

1	--	--
	95,738,823.78	81,527,071.98
	1,417,464.74	4,529,768.21
	18,276,312.90	15,001,493.76
	2,432,427.69	1,665,788.11
	159,969.24	-20,104.65
	10,005.11	62,385.57
	5,520.00	
	1,461,358.33	4,030,395.37
	3,482,927.31	8,759,681.77
	-213,193.45	-678,891.49
	-23,170,083.97	-42,724,206.94
	-51,841,271.48	-57,135,464.21
	-14,167,131.86	29,650,838.91
	33,593,128.34	44,668,756.39
2		

2

	--
	--
	--

3

	--
	--
	--

4

	156,686,131.87	329,184,474.98
	44,934.13	34,840.35
	61,641,197.74	329,149,634.63
	95,000,000.00	
	156,686,131.87	329,184,474.98

77

2017 6 14

25%

25%

2017 8 26

15,000,000.00

21,692,984.30

6,692,984.30

## 78

	19,941,765.70	
	45,716,349.60	1 2
	47,528,197.53	1 2
	113,186,312.83	--

1 2016 6 28

25,000,000.00

1-4

2 2016 6 23

49,000,000.00

1-8

## 79

## 1

	249,303.26	6.5342	1,628,997.36
	158,802.42	7.8023	1,239,024.12
	193,808.88	6.5342	1,266,385.98

## 2

## 80


2017 10 23

400,000.00


81

1


1



2



3




4

5


6

2


1



2



3



3

4



5

6

1

1

				100.00%		
				100.00%		

2



3

--	--	--	--	--	--	--	--	--

4

5

2

1

2

--	--

3

1

				50.00%		

20%

20%

2

	/	/
	99,318,005.02	88,534,148.30
	4,453,094.06	12,865,735.72
	77,449,823.37	84,665,314.84

	176,767,828.39	173,199,463.14
	151,195,472.90	136,383,291.27
	3,716,225.00	3,051,000.00
	154,911,697.90	139,434,291.27
	10,917,169.48	16,871,690.17
	10,917,169.48	16,871,690.17
	132,964,187.50	113,469,459.05
	1,060,353.57	7,981,540.72
	-11,909,041.38	-17,519,363.53
	-11,909,041.38	-17,519,363.53

3

	/	/

4

	/	/
	--	--
	--	--
	--	--
	--	--

5

6

--	--	--	--

7

8

4

				/	

5

6

1

3

21.33 %

4

7

2

A

	1	1-3	3	1	1-5	5	5	
	1	3	1					
	61,686,131.87	19,941,765.70						81,627,897.57
	8,882,295.45	21,531,994.16	50,447,757.27					80,862,046.88
	32,660,358.05	216,975,015.97	366,905.58					250,002,279.60
	208,308.60	967,897.01	102,350.00					1,278,555.61
	103,437,093.97	259,416,672.84	50,917,012.85					413,770,779.66

	1	1-3	3	3	1	1	1-5	5	5	
	23,304,723.70	35,529,025.00	26,595,025.10							85,428,773.80
	67,170.67	2,862,174.34	1,143,319.00							4,072,664.01
	23,371,894.37	38,391,199.34	27,738,344.10							89,501,437.81

B 5 46,160,000.00

	1	1-3	3	1	1-5	5	5	
	1	3	1					
	329,184,474.98	1,030,785.99						330,215,260.97
	6,785,973.12	4,461,270.92	41,879,238.65					53,126,482.69
	12,229,904.25	198,055,512.64	20,772,038.72	378,090.46				231,435,546.07
	138,036.09	879,560.37	282,975.45	69,560.00				1,370,131.91

( )

4%	-34,726.74	-34,726.74	-141,272.86	-141,272.86
4%	34,726.74	34,726.74	141,272.86	141,272.86
4%	-42,126.82	-42,126.82	-12,560.00	-12,560.00
4%	42,126.82	42,126.82	12,560.00	12,560.00

1

2

B

C

**1**

	--	--	--	--
	391,419.88			391,419.88
	--	--	--	--

**2**


	391,419.88
--	------------

3

4

5

6

7

8

9

1

			1.06	48.51%	48.51%

2

1

3

3


4


5

1

/

		2,437,837.61	13,000,000.00		0.00
		2,098,026.25	2,000,000.00		0.00
		1,165,811.97	15,000,000.00		0.00

/

		1,452,814.10	0.00
		2,435.90	0.00

2

/

/

/

/	/	/	/	/	/	/
---	---	---	---	---	---	---

/

/

/	/	/	/	/	/	/
---	---	---	---	---	---	---

/



---

**3****4**

	1,159,352.46	963,399.20
--	--------------	------------

8

6

1


2

		503,320.10	
		24,209.56	
		395,600.00	

7

8

1

2

3

4

5

1

2

1

2

3

1

--	--	--	--

2

	20,160,000.00
--	---------------

3

4

1

1

--	--	--	--

2

--	--	--

2

3

1

2

4

5

--	--	--	--	--	--	--

6

1

A

B

3

4

7

8

1

1

	207,264,610.08	99.76%	11,684,003.33	5.64%	195,580,606.75	187,442,586.15	100.00%	10,685,132.42	5.70%	176,757,453.73
	507,050.00	0.24%	507,050.00	100.00%						
	207,771,660.08	100.00%	12,191,053.33	5.87%	195,580,606.75	187,442,586.15	100.00%	10,685,132.42	5.70%	176,757,453.73

1			
1		199,854,748.76	5.00%
1 2		3,518,046.68	10.00%
2 3		2,021,487.03	20.00%
3 4		1,870,327.61	50.00%

	207,264,610.08	11,684,003.33	5.64%
--	----------------	---------------	-------

**2**

1,505,920.91

0.00

--	--	--

**3**

--	--

--	--	--	--	--	--

**4**

53,334,834.70

25.67 %

2,666,741.73

**5**

**6**

**2**

**1**


	36,659,046.47	100.00%	1,834,980.50	5.01%	34,824,065.97	1,149,814.35	100.00%	57,490.72	5.00%	1,092,323.63
	36,659,046.47	100.00%	1,834,980.50	5.01%	34,824,065.97	1,149,814.35	100.00%	57,490.72	5.00%	1,092,323.63

1			
1	36,618,483.01	1,830,924.15	5.00%
1 2	40,563.46	4,056.35	10.00%

2

--	--	--

3

--	--

--	--	--	--	--	--



4

	646,874.05	343,023.96
	171,887.58	261,926.93
	35,640,235.41	544,863.46
	200,049.43	
	36,659,046.47	1,149,814.35

5

--	--	--	--	--	--

6

--	--	--	--	--

7

8

3

	64,500,000.00		64,500,000.00	34,750,000.00		34,750,000.00
	10,917,169.48		10,917,169.48	16,871,690.17		16,871,690.17
	75,417,169.48		75,417,169.48	51,621,690.17		51,621,690.17


	777,410,906.50	612,465,648.28	670,924,236.52	502,069,235.77
--	----------------	----------------	----------------	----------------

5

	-5,954,520.69	-8,759,681.77
	-2,440.00	0.00
	2,474,033.38	
	-3,482,927.31	-8,759,681.77

6

1

	-169,974.35	
	10,784,797.96	
	2,474,033.38	
	-7,960.00	
	57,566.68	
	1,971,297.55	
	193,386.73	
	10,973,779.39	--

1

1

2

		/	/
	11.73%	0.74	0.74
	10.35%	0.66	0.66

3

1

2

3

4

2017

---

2018 3 23